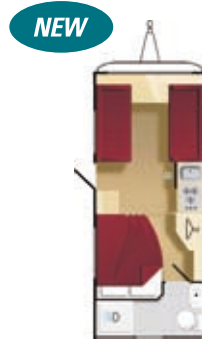




Model 304
RRP* £12,149



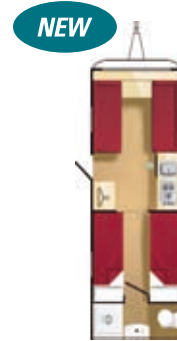
Model 402
RRP* £12,999



Model 504
RRP* £14,199



Model 530
RRP* £14,199



Model 574
RRP* £14,199

| Model | 304 | 402 | 504 | 530 | 574 |
|------------------------------------|--------------------|--------------------|--------------------|-----------------------------|--------------------|
| Number of Berths | 4 | 2 | 4 | 3 (with optional 4th berth) | 4 |
| Wheel Rim | 5½Jx14 5x112 | 5½Jx14 5x112 | 5½Jx14 5x112 | 5½Jx14 5x112 | 5½Jx14 5x112 |
| Tyre Size | 185 R14 Li102 | 185 R14 Li102 | 185 R14 Li102 | 185 R14 Li102 | 185 R14 Li102 |
| Tyre Pressure at MTPLM | 48 | 48 | 53 | 52 | 57 |
| Interior Length | 3800mm / 12'6" | 4300mm / 14'1" | 5449mm / 17'11" | 5080mm / 16'8" | 5499mm / 18'1" |
| Exterior body length | 4370mm / 14'4" | 4870mm / 16'00" | 6069mm / 19'11" | 5650mm / 18'6" | 6069mm / 19'11" |
| Shipping Length | 5460mm / 17'11" | 5960mm / 19'7" | 7110mm / 23'4" | 6740mm / 22'1" | 7110mm / 23'4" |
| Overall Width | 2180mm / 7'2" | 2180mm / 7'2" | 2180mm / 7'2" | 2180mm / 7'2" | 2180mm / 7'2" |
| Overall Height | 2735mm / 9'00" | 2735mm / 9'00" | 2735mm / 9'00" | 2735mm / 9'00" | 2735mm / 9'00" |
| Overall Height excluding TV Aerial | 2575mm / 8'5" | 2575mm / 8'5" | 2575mm / 8'5" | 2575mm / 8'5" | 2575mm / 8'5" |
| Maximum Headroom | 1950mm / 6'5" | 1950mm / 6'5" | 1950mm / 6'5" | 1950mm / 6'5" | 1950mm / 6'5" |
| Interior Width | 2032mm / 6'8" | 2032mm / 6'8" | 2032mm / 6'8" | 2032mm / 6'8" | 2032mm / 6'8" |
| Porch awning height | 2440mm / 8'00" | 2440mm / 8'00" | 2440mm / 8'00" | 2440mm / 8'00" | 2440mm / 8'00" |
| Awning Sizes Ground to Ground | 8250mm / 27'1" | 8730mm / 28'8" | 9900mm / 30'6" | 9500mm / 31'2" | 9900mm / 32'6" |
| Maximum Hitch Weight | 100kgs / 1.96 cwt | 100kgs / 1.96 cwt | 100kgs / 1.96 cwt | 100kgs / 1.96 cwt | 100kgs / 1.96 cwt |
| Mass in Running Order | 903kgs / 17.73cwt | 993kgs / 19.50cwt | 1144kgs / 22.52cwt | 1089kgs / 21.43cwt | 1132kgs / 22.28cwt |
| Optional Equipment payload | 27kgs / 0.5cwt | 27kgs / 0.5cwt | 27kgs / 0.5cwt | 27kgs / 0.5cwt | 27kgs / 0.5cwt |
| Maximum User Payload | 163kgs / 3.20 cwt | 146kgs / 2.87 cwt | 178kgs / 3.50 cwt | 164kgs / 3.22 cwt | 178kgs / 3.50 cwt |
| Plated M.T.P.L.M | 1066kgs / 20.93cwt | 1139kgs / 22.37cwt | 1322kgs / 26.02cwt | 1253kgs / 24.66cwt | 1310kgs / 25.78cwt |
| Maximum M.T.P.L.M | 1350kgs / 26.51cwt | 1350kgs / 26.51cwt | 1350kgs / 26.51cwt | 1350kgs / 26.51cwt | 1350kgs / 26.51cwt |


| Front Bed Sizes | Model 304 | Model 402 | Model 504 | Model 530 | Model 574 |
|-----------------|--|---|---|---|--|
| | 1 x Double 1980mm x 1350mm 6'6" x 4'5" | 2 x Single 1830mm x 1980mm 6'00" x 6'6" -OR- 1 x Double 1830mm x 690mm 6'0" x 2'3" | 1 x Double 1500mm x 1980mm 4'11" x 6'6" | 2 x Single 1880mm x 1690mm 6'2" x 5'7" -OR- 1 x Double 1880mm x 1980mm 6'2" x 6'6" | 1 x Double 1400mm x 1980mm 4'6" x 6'6" |

| Side Dinette Bed Sizes | Model 304 | Model 402 | Model 504 | Model 530 | Model 574 |
|------------------------|---|-----------|-----------|--|-----------|
| | 1 x Single 1800mm x 710mm 5'11" x 2'4" -AND- 1 x Drop Down Bunk 1800mm x 600mm 5'11" x 2'00" | N/A | N/A | 1 x Single 1800mm x 800mm 5'11" x 2'8" | N/A |


| Rear Bed Sizes | Model 304 | Model 402 | Model 504 | Model 530 | Model 574 |
|----------------|-----------|-----------|---|-----------|--|
| | N/A | N/A | Fixed Bed 1 x Double 1910mm x 1270mm 6'3" x 4'2" | N/A | Fixed Beds 1 x Single 1980mm x 740mm 6'6" x 2'5" 1 x Single 1940mm x 740mm 6'4" x 2'5" |

★ Optional 4th berth lift-up bunk available (please ask for details)


Fabric Choices



Standard 'Annabel Marlow' upholstery




Optional 'Enchant' upholstery



Optional 'Tivoli' upholstery



Optional 'Pompeii' upholstery



Optional 'Kento' Aquaclean® upholstery



Optional 'Jardin' upholstery

*Prices exclude a recommended retailer delivery charge of £495 (including VAT). Prices correct at time of going to print. **Note 1:** If you require a larger payload it is possible to upgrade the Plated Maximum Technical Permissible Laden Mass. Please contact your supplying retailer for more information. **Note 2:** The Mass in Running Order includes a manufacturing tolerance for material variances, 20kgs for 2 x BP gas light bottles and 8kgs for water in the Whale hot water boiler. **Note 3:** Maximum User Payload includes the Personal Effects payload and the Optional Equipment Payload. **Note 4:** Please take care to ensure that you have allowed for the masses of all items you intend to carry in the caravan. **Note 5:** All data is calculated using metric weights and measurements. The imperial figures quoted are conversions thereof. **Note 6:** The internal length is measured at 320mm above the floor level. **Note 7:** Warning under no circumstances must the plated MTPLM of the caravan be exceeded. **Note 8:** All front bed sizes are quoted with wrap round seating. **Note 9:** The porch warning height is measured directly above the main entrance door. **Note 10:** All Dimensions have a tolerance of +/- 10mm.

Make your Xplore even more special with our fabulous new range of options and accessories.

Now available exclusively from our national network of dealers



FIND YOUR NEAREST DEALER AT
www.xplorecaravans.co.uk



- | | | | |
|--|------|--|------|
| • Xplore SE pack (Winterhoff stabiliser, alloy wheels, steel spare wheel & carrier and CD player with MP3 connectivity and speakers). | £375 | • Luxury day covers for fixed-bed models - includes; 1 shaped duvet and 2 pillowcases and pillows, 2 co-ordinating scatter cushions and 1 co-ordinating throw. | £249 |
| • Alternative soft furnishings | £249 | • BPW iDC for additional towing stability | £549 |
| • Alternative soft furnishings in Aquaclean® - A unique molecular coating is applied to Aquaclean® fabrics ensuring that even the toughest stains can be removed easily! | £299 | • Wraparound front lounge seating (including 2 additional bolsters) (402 and 530 only). Customer retains chest unit. | £199 |
| • Weight plate upgrade | FREE | • 4 Berth bunk option (530 only) | £349 |
| • BPW Diamond Standard wheel lock | £299 | • Additional shelving pack | £40 |
| • Fiamma Universal bike rack (for 2 bikes) | £339 | | |
| • Tracker with European wide anti theft tracker system inc 1st year subscription. | £279 | | |